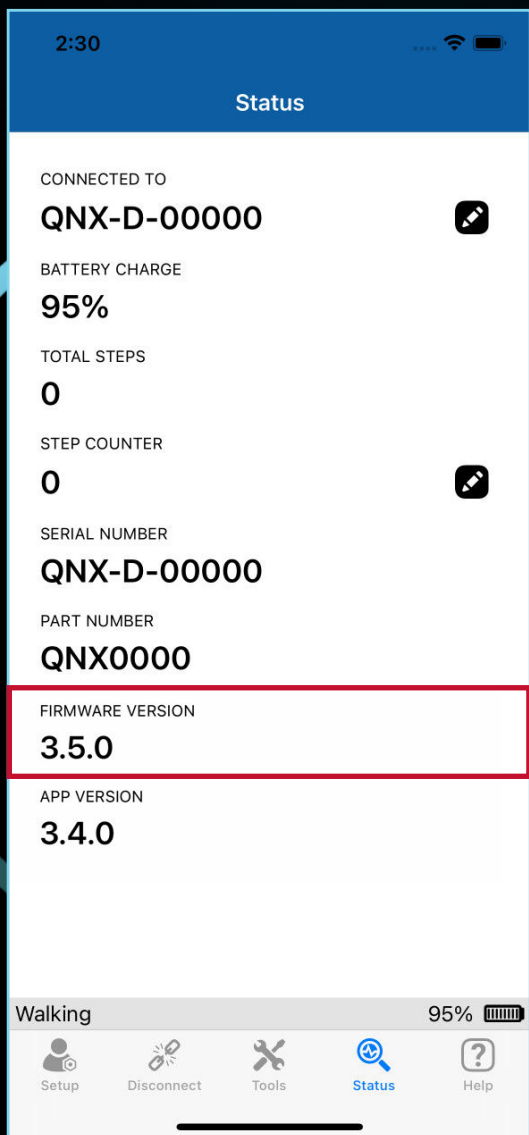


NEW!

Firmware Release: 3.5.0



ENGINEERED
TO EXCEED
EXPECTATIONS

PROTEOR

QUATTRO
MICROPROCESSOR KNEE

NEW Firmware Release: 3.5.0

REMINDERS:

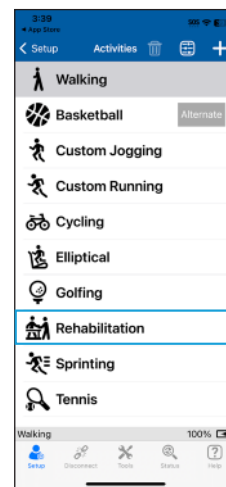
- These new Activities, like all Activities, must be turned on in GaitLab for each person; otherwise, the patient will not be able to see in the Freedom Innovations app
- Always switch back to Walking after the Activity is completed via the Keypad or app

NEW

REHABILITATION:

Provides Sit-to-Stand Support

- Locks knee from further flexion if patient stops ascending during sit-to-stand maneuver
- Lock is held until patient continues ascending or set timeout is reached (0-100 secs), then provides set Sitting Resistance
 - GaitLab: Full adjustment range (0-100) for Sitting Resistance and Support Timeout
 - Freedom Innovations:
 - +/-10 from set Sitting Resistance
 - Full adjustment range (0-100 secs) for Support Timeout
- If patient ascends and pauses again, timer restarts from zero
- Exit feature by completely extending the knee



TIPS:

- Keep weight on feet while sitting down and standing up (e.g., using arms too much reduces weight on the foot, preventing the feature from activating)
- Can be left in Rehabilitation if the patient knows the Sit-to-Stand Support Lock will activate again after sitting

INDICATIONS:

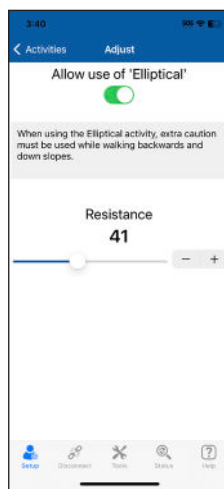
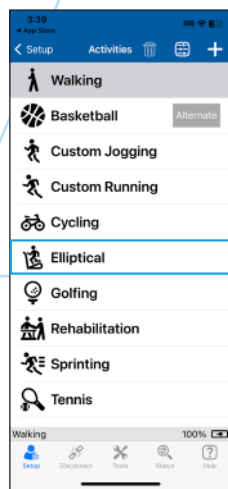
- Designed to help amputees in rehabilitation (e.g., new amputees, recovery from injury)
- Unilateral and bilateral QUATTRO users

NEW

ELLIPTICAL:

Designed to allow use of elliptical machines

- Works similar to Walking with some background features, Stance Lock, and Sitting Mode disabled to ensure consistent performance
- Single setting for both flexion and extension resistance during use of Elliptical
 - GaitLab: Full adjustment range (0-100)
 - Freedom Innovations: +/- 10 points from set range

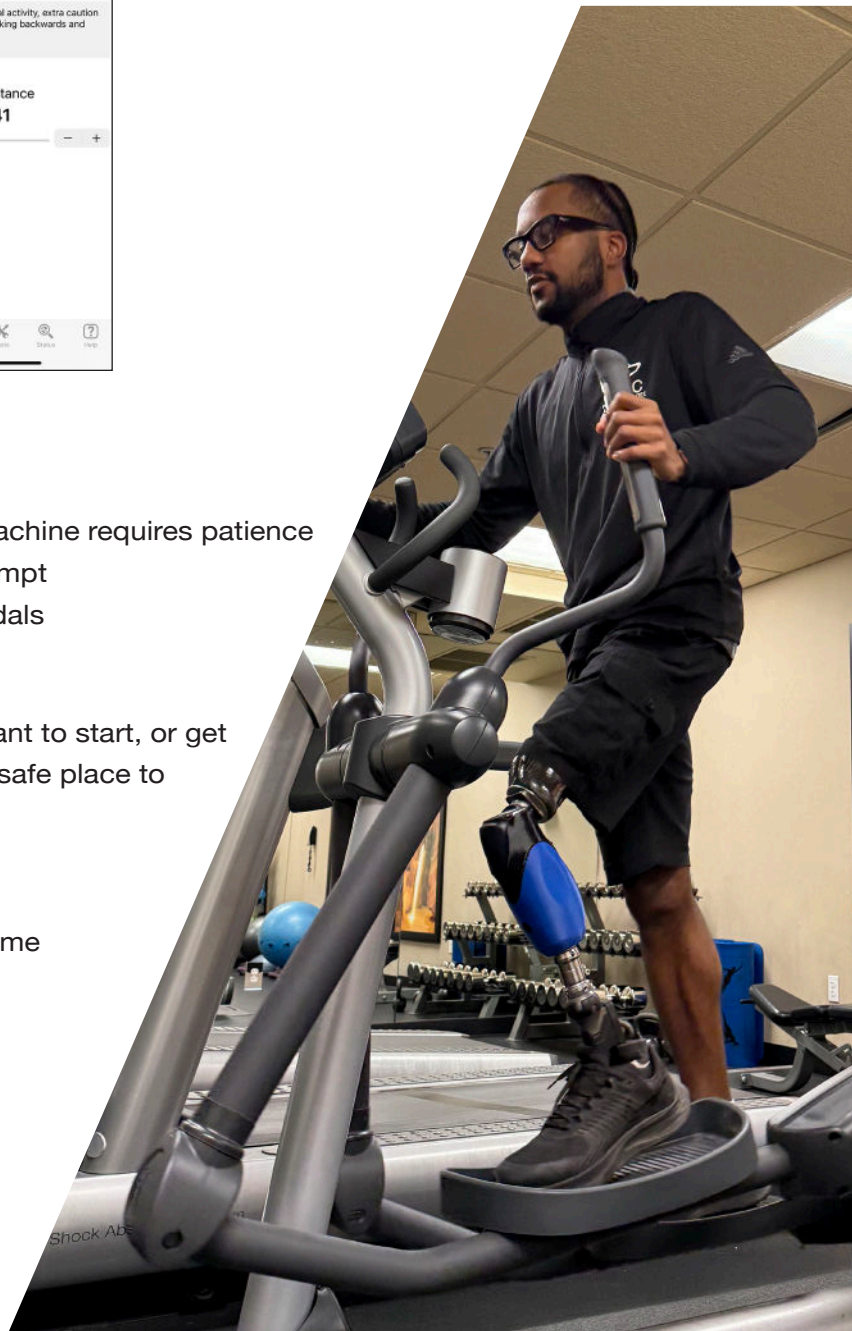


TIPS:

- Learning how to use an MPK on an elliptical machine requires patience
 - do not expect it to be perfect on the first attempt
- Obstacle Assist can help position foot onto pedals

INDICATIONS:

- Unilateral QUATTRO users who already use, want to start, or get back to using an elliptical machine and have a safe place to learn
- Not validated for bilateral QUATTRO users
- Not designed for stair climbing machines
- Not recommended to leave in Elliptical all the time



NEW

SPRINTING:

Allows Sprinting

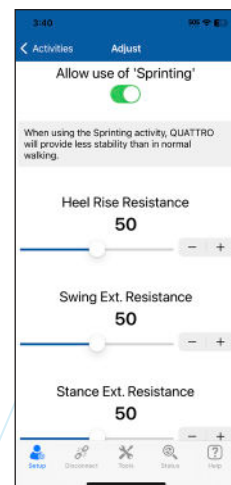
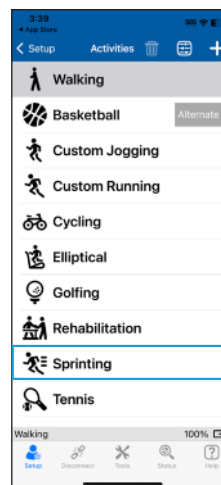
- Same general framework as Running and Jogging but includes improvements to prevent locking at high speeds
- Obstacle Assist and Sitting Mode are automatically disabled when Sprinting is selected to prevent triggering inadvertently
- GaitLab: Full adjustment range (0-100)
- Freedom Innovations: +/- 10 points from set range

TIPS:

- Sprinting, Running and Jogging are the same as Factory Settings and need to be adjusted for each user

INDICATIONS:

- For unilateral QUATTRO users that sprint or those who have used Running or Jogging but report unexpected behavior during high speeds
- Not validated for bilateral QUATTRO users
- Not recommended to leave in Sprinting all the time



UPDATES

CYCLING:

- The following features are automatically disabled when Cycling is selected:
 - Obstacle Assist: prevents user from entering Obstacle Assist and thinking they're in Cycling
 - Sitting Mode: same entrance criteria as Cycling
 - Stance Lock: prevents user from inadvertently activating during Cycling

GOLFING:

- Stance Lock is automatically disabled when Golfing is selected to prevent user from inadvertently activating Stance Lock instead of Golfing angle

TIPS:

- Some patients may report that Cycling doesn't work anymore
- Remind them they need to bring the thigh past 75 from vertical activate Cycling as some patients may have been engaging Obstacle Assist (35°)
- If you tried to "trick" the knee during calibration by having the patient lean forward or backward, the 0 angle is not actually 0 and will affect the angle to activate Cycling, Obstacle Assist, and Sitting Mode

