

## GAITLAB APP UPDATE: 3.5.0

### ENHANCED HOME SCREEN


#### NEW SETUP GUIDE

On the GaitLab home screen, click **"Help"** button then click **"QUATTRO setup guide."**



#### REGULATORY INFORMATION

On the GaitLab home screen, click **"About"** button to see current app version and US and EU regulatory information.



Can also be found here once connected to a unit.



### UNLOCK PERMISSIONS

#### REMOTE FIRMWARE UPDATES

Allow patients to perform firmware updates independently in the Freedom Innovations app for faster access to new features and reduce in-clinic appointments.

**NOTE:** Updates do not happen automatically, patients will still need to update firmware in the Freedom Innovations app.

#### OBSTACLE ASSIST

Allow patients to turn Obstacle Assist ON/OFF for different Activities in the Freedom Innovations app for more freedom to control knee behavior during Activities and everyday life.

#### STANCE LOCK

Ability for clinician to turn Stance Lock off for the patient in GaitLab app without having to give the patient permission to turn ON/OFF in the Freedom Innovations app.

### ADDED NOTIFICATIONS

#### NEW FEATURES

The first time opening the app after a new update, there will be a pop up showing all updates made.

Click **"Remind Me Later"** and it will pop up again the next time the app is opened or click **"OK"** and it will no longer pop up.

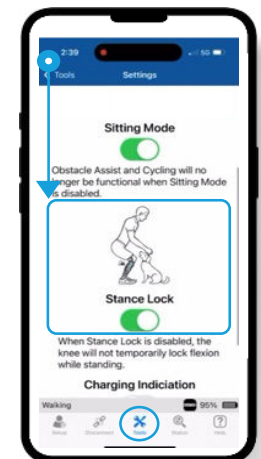
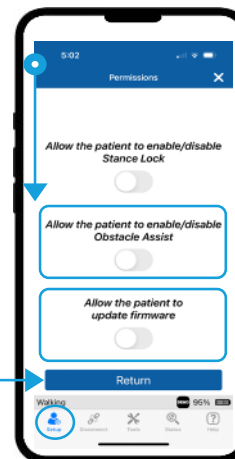
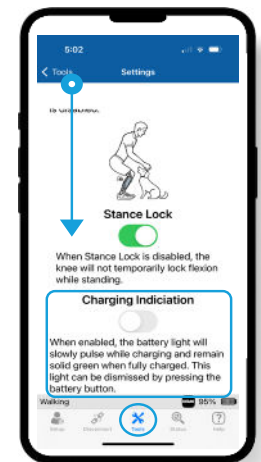


#### CHARGING INDICATOR LIGHT

Ability to turn heartbeat charging indication light ON/OFF (default is OFF).

When turned ON, it can be dismissed with pressing the Battery button on the knee.

Next time charging, it will illuminate again until feature is turned OFF in app.



## FREEDOM INNOVATIONS APP UPDATE: 3.5.0

### ENHANCED HOME SCREEN

#### NEW USER GUIDE

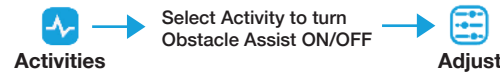
On the Freedom Innovations home screen, click **"Help"** button then click **"User guide."**

#### APP VERSION & REGULATORY INFORMATION

On the Freedom Innovations home screen, click **"About"** button to see current app version and US and EU regulatory information.



Can also be found here once connected to a unit.



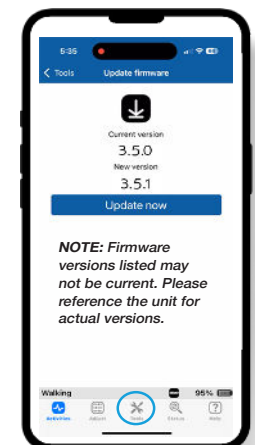
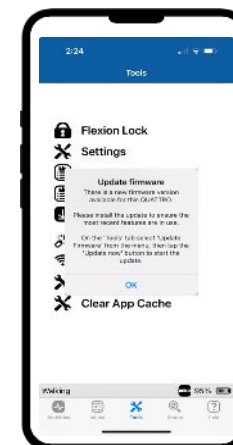
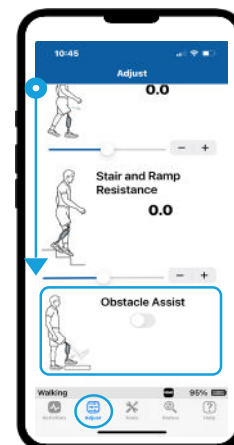
### UNLOCK CLINICIAN-CONTROLLED PATIENT PERMISSIONS

#### OBSTACLE ASSIST

Allow patients to turn Obstacle Assist ON/OFF for different Activities in the Freedom Innovations app for more freedom to control knee behavior during Activities and everyday life.

#### REMOTE FIRMWARE UPDATES


Allow patients to perform firmware updates independently in the Freedom Innovations app for faster access to new features and reducing in-clinic appointments.  
**NOTE:** Updates do not happen automatically, patients will still need to update firmware in the Freedom Innovations app.



### ADDED NOTIFICATIONS

#### NEW FEATURES

The first time opening the app after a new update, there will be a pop up showing all updates made. Click **"Remind Me Later"** and it will pop up again the next time the app is opened or click **"OK"** and it will no longer pop up.



#### CHARGING INDICATOR LIGHT

Ability to turn heartbeat charging indication light ON/OFF (default is OFF). When turned ON, it can be dismissed with pressing the Battery button on the knee. Next time charging, it will illuminate again until feature is turned OFF in app.

